

ULTRA XTREME 4.0 SHORT, BOTTOM INLET SPECIFICATION



Max. Flow: 13 gpm (49 lpm)

O.D.: 3.6 in. (9.1 cm)

Length: 39.3in. (100cm)

ADVANTAGES

1. The original automatic air- powered well pump, proven worldwide over 30 years.
2. Proprietary finishes extend the time between cleaning.
3. All metallic parts are 316- grade SS for better corrosion resistance.
4. New and improved valve stem connections have no fasteners, or cotter pins. Exhaust seat is easy to adjust.
5. NEW Vortex Generating Auger.
6. Five-year warranty.

The new **AutoPump Ultra Xtreme** (Patent Pending) pump utilizes our unique 316 stainless steel auger that creates a spinning motion to the incoming and outgoing liquid to help keep particles suspended and moving. This field proven vortex action has resulted in an additional ten-fold improvement in pump service times.

The AutoPump Ultra Xtreme 4.0 Bottom Inlet Short provides the maximum capabilities for 4" (100mm) and larger wells. With flow rates up to 13gpm (49 lpm), this pump can tackle short sumps to full length wells with ease.


The AutoPump Heritage

The AutoPump Aggressive Fluids XTREME 4.0 Bottom Inlet Short is part of the famous AutoPump family of original automatic air-powered pumps, developed in the mid 1980s specifically to handle unique pumping needs at remediation and landfill sites. Over the years they've proven their durability at thousands of sites worldwide. AutoPumps are designed to handle difficult pumping challenges that other pumps can't, such as hydrocarbons, solvents, suspended solids, corrosives, temperature extremes, viscous fluids and frequent start/stop cycles. Beyond just the pump, AutoPump systems offer the most complete range of tubing, hose, connectors, wellhead caps and accessories to help your installation go smoothly. This superior pumping heritage, application experience and support back up every AutoPump you put to work on your project.

© Product designs and specifications are subject to change without notice. User is responsible for determining suitability of product.

AP4 ULTRA XTREME

SPECIFICATIONS & OPERATING REQUIREMENTS



| Model | 303211PX |
|---|--|
| Liquid Inlet | Bottom |
| Location | 3.6 in. (9.1 cm) |
| Length Overall (pump & fittings) | 39.3 in. (100 cm) |
| Weight | 14 lbs. (6.35k g) |
| Max. Flow Rate | 13 gpm (49 lpm)* - See Flow Rate |
| Pump Volume/Cycle | 0.22-0.36gal (.83-1.36L) |
| Pump Volume/Cycle Min. Activation Level | 0.22-0.36gal (.83-1.36L) 26.7in. (68cm) |
| Max. Depth | 250 ft. (76 m) |
| Air Pressure Range | 5- 120 psi (0.4- 8.4 kg/cm ²) |
| Air Usage | 0.4-1.5 scf / gal. (1.5- 5.7 liters of air / fluid liter) - See Air Usage Chart |
| Min. Liquid Density | 0.7 SpG (0.7 g/cm ³) |
| Construction Material | |
| Pump Body | Fiberglass |
| Pump Ends | 316 Stainless Steel |
| Internal Components | 316StainlessSteel,Viton,PVDF3 |
| Tube&HoseFittings | 316StainlessSteel |
| Fitting Type | Barbs or Quick Connects or Easy Fittings |
| Tube & Hose Options | |
| Tubing Material ² | Nylon |
| Sizes - Liquid Discharge | 1 in. (25 mm) or 1-1/4 in. (32 mm) OD |
| Pump Air Supply | 1/2 in. (13 mm) OD |
| Air Exhaust | 5/8 in. (16 mm) OD |
| Hose Material | Nitrile |
| Pump Air Supply Air Exhaust | 3/4 in. (19 mm) or 1 in. (25 mm) ID 3/8 in. (9.5 mm) ID 1/2 in. (13 mm) ID |

AutoPump Ultra XTREME 4.0 pumps are designed to handle the application ranges described below. For applications outside these ranges, consult QED

Maximum emperature: Up to 180 °F (82.2 °C)

pH Range: 3 -12

AutoPump Ultra XTREME 4.0 Short pumps are warranted for five (5) years: 100% materials and workmanship.

²Applies to QED supplied tubing; other tubing sources may not conform to QED fittings.

³PVDF - Polyvinylidene Fluoride

QED Environmental Systems Inc.

2355 Bishop Circle West Dexter, MI 48130, USA



info@qedenv.com

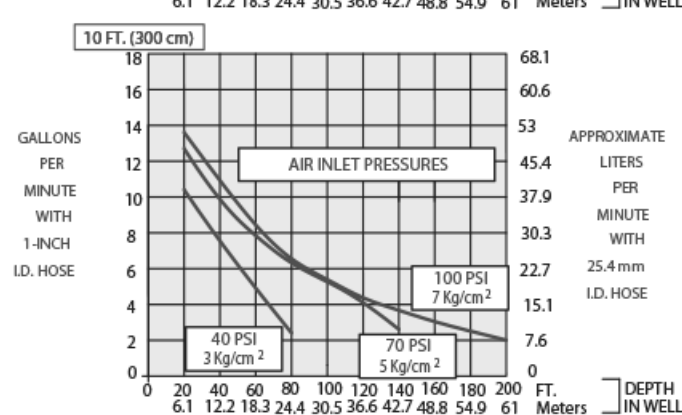
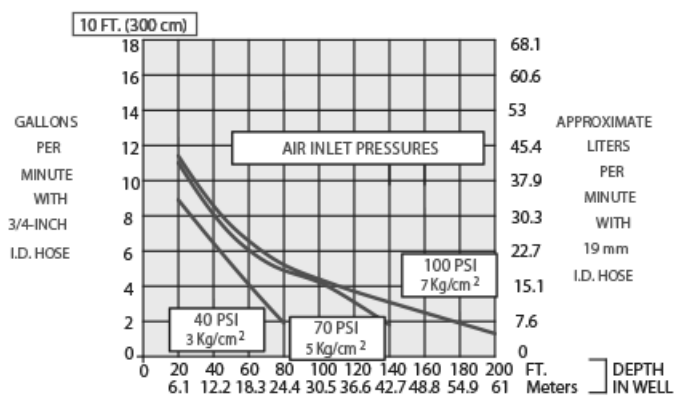
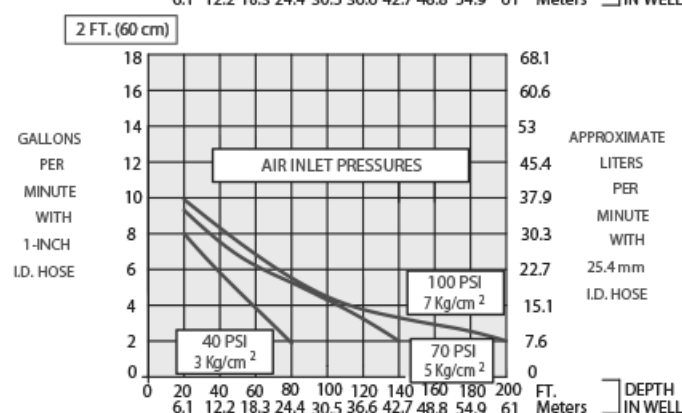
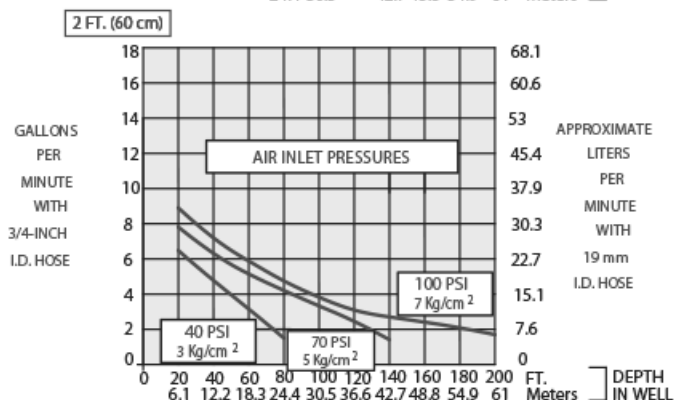
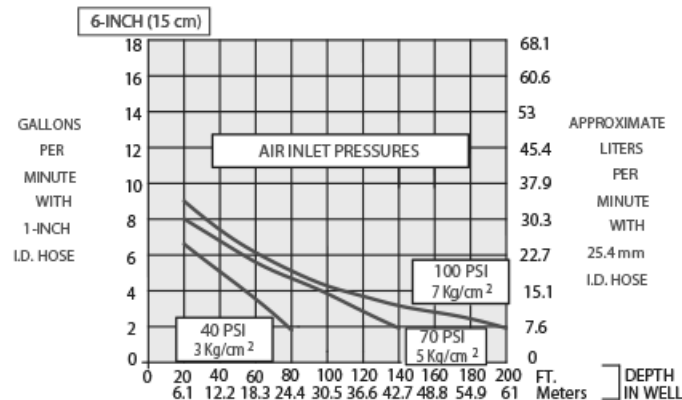
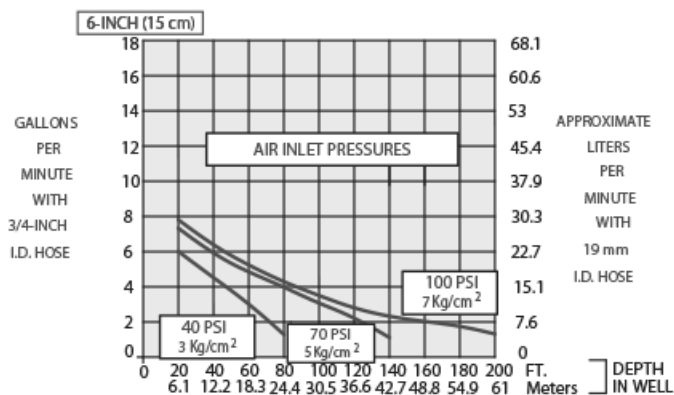


800.624.2026
734.995.2547

FLOW RATES¹

3/4 INCH (19 mm)
INSIDE DIAMETER DISCHARGE HOSE
 (Equivalent to 1" O.D. TUBING)

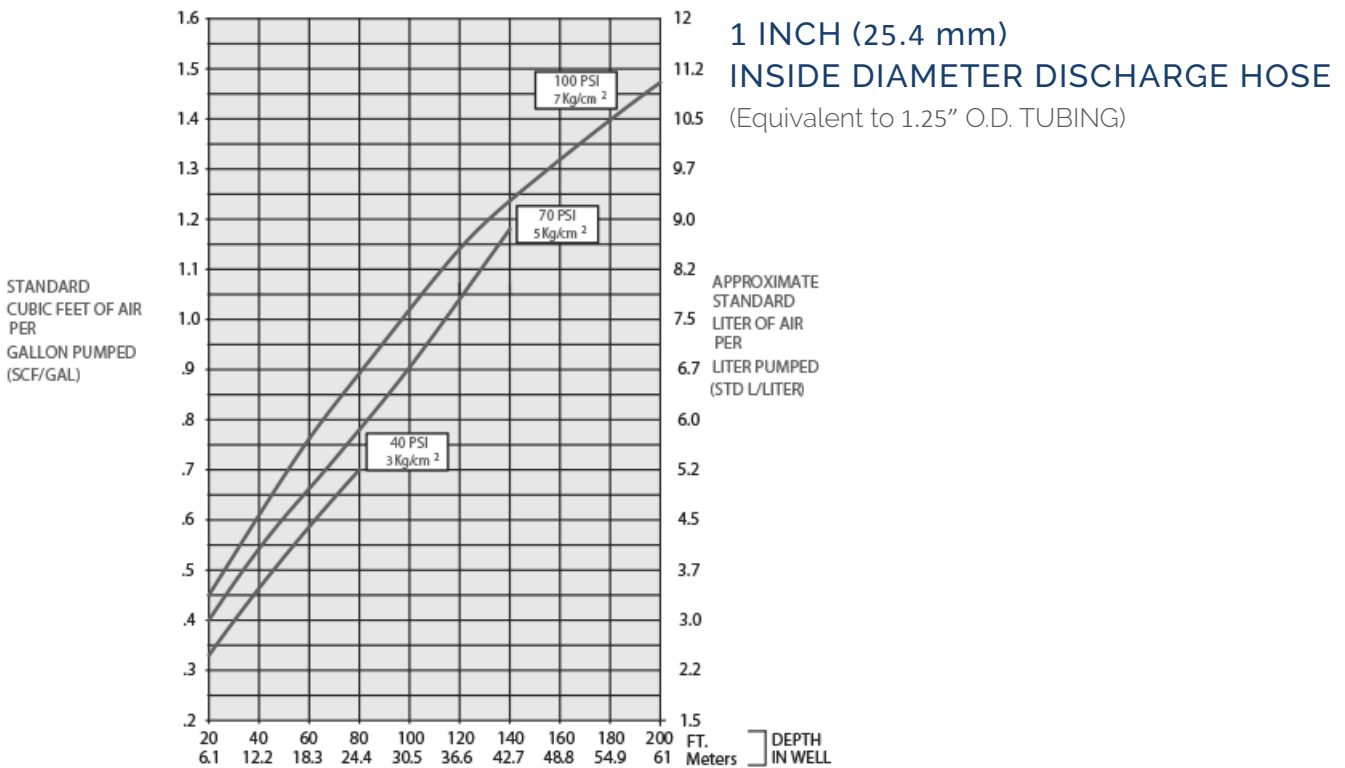
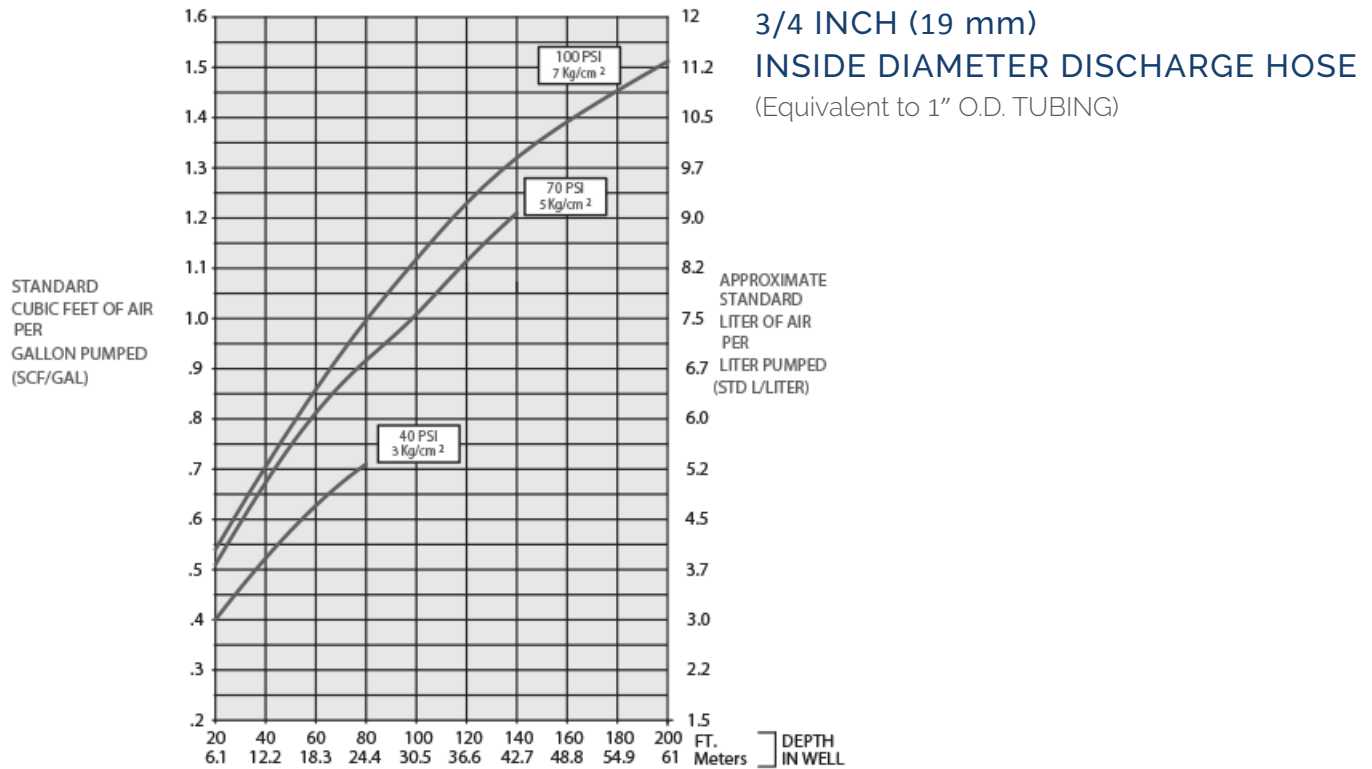
1 INCH (25.4 mm)
INSIDE DIAMETER DISCHARGE HOSE
 (Equivalent to 1.25" O.D. TUBING)



¹FLOW RATES MAY VARY WITH SITE CONDITIONS. CALL QED FOR TECHNICAL ASSISTANCE.



AIR CONSUMPTION



© Product designs and specifications are subject to change without notice. User is responsible for determining suitability of product.